

CONDENSED CATALOGUE

A selected group of
Kliegl Products for the
Electrical Trade

KLIEGL BROS

UNIVERSAL ELECTRIC STAGE LIGHTING CO., INC.

Theatrical, Decorative and Spectacular Lighting

321 West 50th Street, New York, N. Y.

A Complete Line of Lighting Specialties for Theatrical, Decorative and Spectacular Lighting

For the past 30 years Kliegl Bros. have been the foremost manufacturers of a complete line of lighting specialties for theaters, motion picture studios, window displays, show rooms, exhibitions, pageants, outdoor floodlighting, spectacular advertising, ball rooms, schools,



lodge rooms and countless other applications.

The mark "Kliegl Bros." in lighting specialties is known the world over as a symbol of quality and fine workmanship, which is backed by the well-known Kliegl guarantee.

Index to Products Cataloged

	Page		Page
Borderlights	3	Music Stands	6
Boxes, Plugging	10	Panel Boards with Dimmer Equipment	5
Calls, Automobile and Carriage	5	Plugging Boxes and Plugs	10
Cleaner Stands and Work Lights	6	Pockets and Plugs:	
Connectors, Pin-plug	10-11	Stage-floor	8
Cove Light Strips	5	Waterproof Floor	9
Effects, Scenic and Stage	11	For Battery Charging	9
Exit Signs	4	Surface Wall Type	9
Floodlights:		Flush Wall Type	9
For Show Windows and Display Rooms	6	Panel	9-10
Outdoor	8	Projectors:	
Footlights:		Sidewalk	8
Semi-flush	2	For Scenic Effects, and Other Projecting Apparatus	11
Disappearing	3	Scenic Effects	11
Lights:		Signs, Exit and Illuminated	4
Aisle and Step	5	Spotlights	7-8
Border	3	Strips, Cove Light	5
Flood	7-8	Studio Lights (see Spotlights)	
Foot	2	Supplies — Gelatines, Lenses, Cable Lugs, Color Caps, etc.	11
Piano and Organ	6		
Spot	7-8		

Semi-flush Footlights (Open Trough and Compartment Types)

Consists of a galvanized sheet iron trough, fixed in position, with a hood that extends 2½ to 3½ in. above the stage floor, protecting lamps and reflecting light to the stage. Trough and hood made in one piece—strong and rigid. Well ventilated. Correctly designed for proper distribution and control of light. Furnished in any desired length and curvature. Completely wired, usually for independent control of white, red and blue lights. Reflecting surfaces painted a permanent white; trough incline dull black. Splice box provided for making feeder connections. Can be furnished with Kliegl connectors with 2-wire control circuits, providing convenient connections for footlight spots, etc.


Approved by the Underwriters.

No. 622—Semi-flush, open trough type, fitted with single row of medium-screw-base receptacles.

Accommodates 60 or 75-watt Mazda lamps, 3 to 4 in. on centers.

Price furnished on application.

Code word..... *Racines*



No. 622

No. 623—Semi-flush compartment type, fitted with a single row of medium-screw-base receptacles, spaced 6 in. on centers. Has separate compartments with slide grooves for metal color frames for gelatine color mediums. Accommodates 150-watt Mazda lamps.

Price furnished on application. Code word..... *Raclotr*



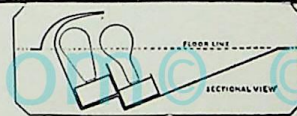
No. 623

No. 624—Semi-flush open trough type.

Fitted with two parallel rows of medium-screw-base receptacles spaced 4 in. on centers; front row for white lights (75-watt Mazda lamps), back row for red and blue lights (60-watt Mazda lamps).

Price furnished on application.

Code word..... *Racoma*



No. 624

Semi-flush Footlights (Enclosed Type)

Furnished in 2 sections—lighting unit and trough. Lighting unit, embodying lamps, receptacles, reflectors, diffusing roundels, wiring and hood as a complete unit, is entirely encased in No. 20 gauge galvanized sheet iron, with strong, self-supporting hood, and dirtproof and dustproof front. Extends only 3 in. above stage floor. The trough, made of galvanized iron, may be omitted where a concrete trough is provided on the stage.

Made in single and double-row types. Each lamp has an individual reflector (permanently fixed in correct position) of spun aluminum, shaped to project all the light of the lamps upon the stage.

Reflectors have a pure white highly reflecting surface that will not peel or discolor, that is unaffected by heat of the lamps, retains its high luster and is easily cleaned.

Diffusing roundels are convex lenses, smooth outside so as not to collect dust, ribbed inside for proper diffusion of light rays. Lenses are furnished clear, red, blue, amber, green, light blue, moonlight blue.

Roundels held in place by split rings; easily removed for changing colors or replacing lamps.

Furnished in one continuous length or in sections of

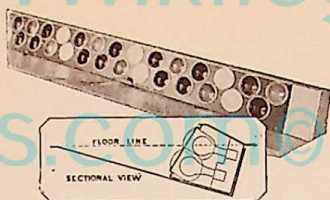
any length desired, completely wired in accordance with Underwriters' requirements (unless otherwise specified), ready for installation in footlight trough. Usually wired for independent control of white, red and blue lamps. Back of wiring trough removable—footlight can be wired on the job. Splice box provided for making feeder connections. Plug outlets (Kliegl connectors No. 950) also furnished, wired on separate circuits, for footlight spots and other apparatus. Three outlets usually provided, equally spaced the length of the footlight.

No. 621—Semi-flush enclosed type, double row, with colored-glass diffusing roundels and metal trough (furnished without trough if desired). *Receptacles spaced 4 1/2 in. on centers; colors staggered in the 2 rows. Accommodate 100-watt A-23 Mazda lamps (made for 150-watt PS-25 Mazda lamps on special order).

Price furnished on application.

Code word..... *Racimo*

*Footlights can be furnished with receptacles spaced on centers greater than specified above or with greater number of circuits for more colors, or other changes, as desired. When ordering, give length of footlight, whether curved or straight, number of colors desired, number of lamps for each color, whether splice box for making feeder connections is to be located in center or at right or left end of footlight when viewed from position on stage facing the audience.



No. 621

Disappearing Type Footlights

Made so that they may be closed down flush with stage floor. Furnished in complete standard 5-ft. sections, ready for installation.

Lamp receptacles are mounted in all-metal trough with pivoted supports attached to the hardwood frame, 60x14 in. over all.

Reflecting surfaces painted a permanent white. A hardwood panel fastened to back of trough serves as part of stage floor when footlight is closed. Frame and panel substantially made of 1-in. oak flooring. Each section provided with flush ring-pull and lock; when footlight is open, it is held in position by a spring catch.

When desired, a special switch (No. 826) can be furnished for installation in the stage floor near the disappearing footlights which connects the lamp circuits when its panel is opened, and disconnects the lamp circuits when it is closed.

These footlights comply with the Underwriters' requirements, and can be supplied for straight or curved installations in special lengths if desired, and with flooring other than oak.

No. 829—Fitted with single row of medium-screw-base receptacles spaced 3 1/2 in. on centers. Accommodates fifteen 60-watt or 75-watt Mazda lamps. Completely wired for three 2-wire circuits for independent control of white, red and blue lights. Splice box for making feeder connections.

Price, No. 829, single row of lights.....\$50.00

Code word..... *Vidalba*

Price, No. 828, double row of lights.....\$80.00

Code word..... *Vibiones*

No. 830—5-ft. section with single row of lamps wired for twelve 100-watt lamps on 3 2-wire circuits. Each lamp has an individual reflector of spun aluminum and provided with colored glass diffusing roundels.


Price.....\$85.00

Code word..... *Vidroso*

No. 826 Floor Switch—For control of lamp circuits of disappearing footlights. Equipped with 30-ampere toggle switches. Operated by opening and closing footlight panel. Furnished complete with oak frame 14 x 14 in. and with switches enclosed in sheet metal box.

Price.....\$30.00

Code word..... *Vidrur*



No. 829



No. 826

Borderlights (Open Trough and Compartment Types)

Made of galvanized sheet iron—strong and rigid; well ventilated, and designed for proper light distribution. Furnished in one continuous length, or in sections, any length desired, completely wired in accordance with Underwriters' requirements and usually for independent control of white, red and blue lights.

No. 600—Fitted with single row of medium-screw-base receptacles. Accommodates 60 to 100-watt Mazda lamps spaced 3 to 4 in. on centers. Reflecting surfaces painted a permanent white. Provided with splice box for making feeder-cable connections. Furnished with chains and 1 1/4-in. pipe batten for hanging. Occupies space 9 1/2 in. wide when in position.

Price furnished on application.

Code word..... *Rabmag*

No. 612—Fitted with single row of medium-screw-base receptacles spaced 6 in. on centers. Partitioned off in separate compartments, with slide grooves for metal color frames for gelatine color mediums. Accommodates 100 and 150-watt PS-25 and 200-watt PS-30 Mazda lamps. Reflecting surfaces painted a permanent white. Splice box provided for making feeder-cable connections. Furnished with chains and 1 1/4-in. pipe batten for hanging, and with color frames for red and blue compartments. Occupies space 10 in. wide when in position.

Price furnished on application.

Code word, No. 612, for 200-watt lamps..... *Raccendo*

Code word, No. 613, for 300 or 500-watt lamps..... *Raccolla*



No. 600



No. 612

Borderlights (Enclosed Type)

These borderlights comprise a single row of receptacles with a spun aluminum reflector for each lamp, all entirely enclosed in a compact, strong and well ventilated housing of galvanized sheet iron. Means are provided for holding colored-glass diffusing roundels as well as slide grooves for holding color frames with gelatine mediums or glass slides, consequently any one of these 3 different forms of color mediums may be used without changes or adjustments. The roundels are convex, heat-resisting, wire-glass lenses, smooth outside so as not to collect dust, ribbed inside for proper diffusion of light rays. Lenses are furnished clear, red, blue, amber, green, light blue, moonlight blue, etc. Roundels held in place by split rings—easily removed. Reflectors, securely fixed in position, have double-focus contour—reflecting surface will not peel or discolor, unaffected by heat of lamps and easily cleaned.

Furnished in one continuous length, or in sections, any length desired, completely wired in accordance with Underwriters' requirements and usually for independent control of white, red and blue lights. Back of wiring trough removable—they may be wired on the job when necessary. Splice box provided for making feeder connections. One or more work lights can be furnished, wired on separate circuits, reflecting light upward or downward, and usually placed in center of borderlight. Furnished complete with 1 1/2-in. pipe batten and chains for hanging, also with color mediums as specified.

No. 602—For 200-watt P.S. Mazda lamps. Receptacles spaced 7 in. on centers. Double-focus reflectors with adapter for holding 6 1/2-in. colored-glass roundels, also with slide grooves for holding color frames for gelatine mediums or colored-glass slides. Occupies space 8 in. wide when in position. Price furnished on application.

Code word, No. 602..... *Rabonnir*

No. 603—For 300 or 500-watt P.S. Mazda lamps. Receptacles, 10 in. on centers; 9-in. colored-glass roundels; occupies space 11 in. when in position.

Code word, No. 603..... *Raboseado*

No. 604—For 750 or 1000-watt P.S. Mazda lamps. Receptacles, 14 in. on centers; 13 1/2-in. colored-glass roundels; occupies space 14 in. wide when in position.

Code word, No. 604..... *Raboseos*

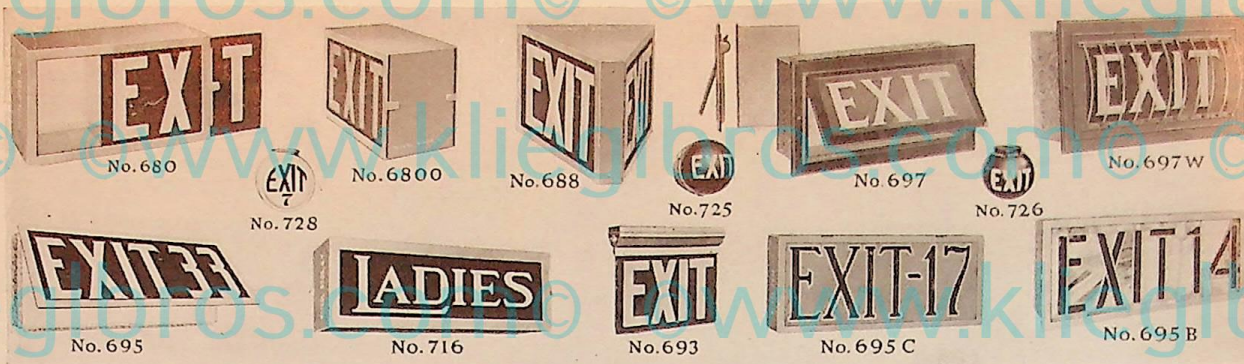
Note: State whether colored-glass diffusing roundels are required, or metal frames for gelatine color mediums, or metal frames with colored-glass slides; give length of borderlight (usually about 2 ft. longer than proscenium opening); state number of colors desired; number of lamps for each color, and size of lamps; state location of splicing box (right or left side facing audience).



No. 603

Exit and Illuminated Signs

Made in a variety of standard designs, also to customers' specifications. They meet all safety requirements of Underwriters and local fire departments. Metal construction throughout. Attractively finished.



KLIEGL ILLUMINATED SIGNS

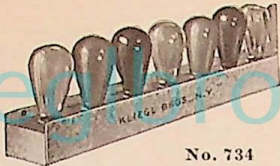
No.	Description	Application	Wording	Size of surface plate and depth of box, in.	Height of letters, in.	Price	Code word
Surface Wall Type Exit Signs							
680	Single face, rectangular; sheet metal box finished in gold with grooved front, open on one side to receive ruby-glass face-plate; white letters.	Ordinarily mounted on surface of wall above exit.	Exit	10 x 5 x 5	3	\$3.50	<i>Tabby</i>
685			Exit	11 3/8 x 6 3/4 x 5	5	4.00	<i>Tablet</i>
686			Exit	14 x 8 x 5	6	4.50	<i>Tabliers</i>
687			Exit	12 x 10 x 5	8	4.50	<i>Tabloza</i>
690			Exit	15 3/4 x 10 x 5	8	4.75	<i>Tabor</i>
691 692			{ Exit with number	15 3/4 x 10 x 5 21 1/4 x 10 1/4 x 5	8 8	7.00 8.50	<i>Tacques</i> <i>Tadega</i>
6800	Double-faced, rectangular; sheet metal box finished in gold with ruby-glass face-plate on 2 sides; white letters; grooved sides open on ends, permitting removal of glass and access to lamps.	Ordinarily mounted on surface of wall above exit. Corners are squared; face-plate slides in from the side.	Exit	10 x 5 x 5	3	7.00	<i>Taberd</i>
6850			Exit	11 3/8 x 6 3/4 x 5	5	8.00	<i>Tablich</i>
6860			Exit	14 x 8 x 5	6	9.00	<i>Tabliha</i>
6900			Exit	15 3/4 x 10 1/4 x 5	8	9.50	<i>Tabual</i>
6910			{ Exit with number	15 3/4 x 10 1/4 x 5	8	14.00	<i>Tacson</i>
6920				24 1/4 x 10 1/4 x 5	8	17.00	<i>Tadorne</i>
688	Double-faced, triangular; sheet metal box finished in gold with 2 ruby-glass face-plates; white letters; front end piece detachable, permitting removal of glass and access to lamp; small opening on bottom, covered with frosted glass, directs subdued light on floor.		Exit	10 x 8 x 6	6	9.00	<i>Taboin</i>
Flush Wall Type Exit Signs							
694	Ruby-glass face-plate; white letters; galvanized sheet metal box, removable hinged front; exposed metal parts finished in gold.		Exit	16x11x5	8	7.00	<i>Tame</i>
695			{ Exit with number	24 1/4 x 11 x 5	8	11.00	<i>Tang</i>
694B	Cathedral leaded-amber-and-opal-glass face with ruby-glass letters; galvanized sheet metal box; removable hinged front; exposed metal parts finished in gold.	For mounting in wall flush with surface. Provided with hinged doors which hold face-plate and permit access to lamps. Wall box and front furnished as separate units so that box can be set during construction and the front with glass face mounted after construction work is completed.	Exit	16x11x5	8	13.50	<i>Tamisage</i>
695B			{ Exit with number	24 1/4 x 11 x 5	8	14.50	<i>Tangente</i>
694C			Exit	16x11x5	8	13.00	<i>Tamkins</i>
695C			{ Exit with number	24 1/4 x 11 x 5	8	14.50	<i>Tanipo</i>
697	Ruby-glass face-plate; fancy white letters; galvanized sheet metal box; removable cast bronze frame with swinging door; dull bronze finish.		Exit	15 3/4 x 9 x 5	4	14.00	<i>Tapigo</i>
697W	Ruby-glass face-plate with metal guard; fancy white letters; galvanized sheet metal box; removable cast bronze frame with swinging door; dull bronze finish. For gymnasiums, basket-ball and handball courts, etc. where glass face, if unprotected, is likely to be broken.		Exit	15 3/4 x 9 x 5	4	17.00	<i>Tapulho</i>
Suspension Type Exit Signs							
693	Single face; clear glass; white letters; lamp concealed in metal supporting member; all exposed metal parts finished in gold.	Suspended from ceiling, mounted at right angles to a wall or post, or set upright on a pedestal railing or other form of support.	Exit	16x18	6	20.00	<i>Taefelig</i>
6930	Double-faced; clear glass; white letters illuminated through edge of glass; lamp concealed in metal supporting member; all exposed metal parts finished in gold.		Exit	16x8	6	30.00	<i>Taenite</i>
Globe Type Exit Signs							
725	Round globe; 4-in. diameter; red glass with spring-clamp globe holder for mounting on wall over a receptacle containing a 40-watt Mazda lamp; white lettering.	For attachment to any lighting fixture equipped with a standard 3/4-in. lamp shade holder with the exception of No. 725, which is provided with a special spring-catch globe holder for mounting on wall over single lamp receptacle.	Exit	2	4.50	<i>Teinte</i>
726	Round globe; 6-in. diameter; red glass with opening on top for attaching to 3 1/4-in. shade holder; white lettering.		Exit	2 1/2	4.50	<i>Telpas</i>
728	Flat-round opal glass globe; 8-in. diameter, with opening on top for attaching to 3 1/4-in. shade holder; red letters.		Exit	4	6.50	<i>Tencis</i>
Box Signs							
716	Sheet metal box signs; square corners, with black-glass front-plate; white letters. All exposed metal parts finished in gold. Any other wording than that listed may be specified.	Single-face	Ladies	14x5x5	3	10.00	<i>Tecaria</i>
717			Gents	14x5x5	3	10.00	<i>Teccola</i>
720			Information	14x5x5	3	12.00	<i>Teculle</i>
714							
715		Double-face	Ladies	14x5x5	3	20.00	<i>Teapoy</i>
721			Gents	14x5x5	3	20.00	<i>Teatro</i>
			Information	14x5x5	3	24.00	<i>Tedioso</i>

Green or other colored glass can also be furnished with exit signs—prices on application. Exit signs with special lettering can be furnished—prices on application.

Cove Light Strips

For concealed indirect lighting. Designed for installation in coves, back of panels, around rotundas, under marquees, or cornice tops, etc. Made for natural or color lighting effects. Made of heavy-gauge galvanized sheet iron, fitted with medium-screw-base receptacles, completely wired, and furnished in any length or curvature specified. Wiring completely enclosed.

No. 734—Wired for 1 to 3 colors, ordinarily for white, red and blue. Accommodates 60-watt Mazda lamps, usually spaced 4 in. on centers. Frame, 3 x 2 in. Sets in cove space 8 x 8 or 8 x 6 in., depending on size of dome. Price furnished on application. Code word.....*Teper*




No. 734

No. 735—Used for bright indirect lighting. Lined with corrugated mirrored-glass reflectors. Accommodates 60-watt Mazda lamps, usually spaced 12 in. on centers. Occupies space approximately 5 1/4 x 3 3/4 in. Price furnished on application. Code word.....*Terco*



No. 735



No. 736

No. 736—Especially designed for use where little space is available. Accommodates 40-watt tubular lamps, usually spaced 12 in. on centers. Reflecting surface is half-round and painted a permanent white. Wired for one color. Price furnished on application. Code word.....*Tenera*

Note—Always specify length of strip, whether straight or curved, and number of lights per foot required.

Aisle and Step Lights

Enable persons to find their way in darkened auditoriums, etc. They cast a subdued light downward on aisles and steps without annoying the audience or interfering with the performance.



No. 675



No. 676



No. 677

No. 675 Aisle Spot Light—For mounting on side of end seats adjoining aisles or on side walls. Equipped with lens which controls and properly distributes all light downward. Made of cast aluminum with removable casing. 1/2-in. conduit connection can be made at bottom or rear. Accommodates 10-watt Mazda lamp. Complete with receptacle and lens. Size, 6 x 3 x 2 3/4 in. deep. Price.....\$4.50 Code word.....*Raptus*

No. 676 Aisle Light—Vertical type for flush wall mounting. Consists of medium-screw-base receptacle mounted in a heavy gauge galvanized sheet iron box 7 3/4 x 4 3/8 x 3 1/2 in. deep with 1/2-in. knockouts in sides, rear and bottom. Provided with removable cast aluminum louvered front (8 1/4 x 4 7/8 in.). Accommodates 40-watt Mazda lamp. Price.....\$5.00 Code word.....*Raquel*

No. 677 Step Light—Horizontal type generally set flush in the riser. Removable cast aluminum louvered front (8 1/4 x 4 7/8 in.). Medium-screw-base receptacle. Housed in heavy-gauge galvanized sheet iron box 7 3/4 x 4 3/8 x 3 1/2 in. deep. 1/2-in. knockouts in sides, rear and bottom. Accommodates 40-watt Mazda lamp. Price.....\$5.00 Code word.....*Raresco*

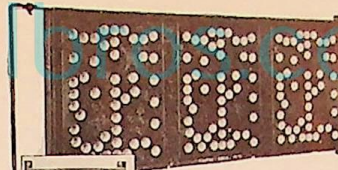
Automobile and Carriage Calls

Made entirely of metal and consists of 3 units placed side by side, each unit having receptacles completely wired for lamps which outline the numerals.


Three units with numeral range from 0 to 9 each are used for "calling" with a total range from 0 to 999; a narrow unit with the numeral 1, and two standard units for "calling" with range from 0 to 199.

Calls made single and double face. Units like those used in assembled call, but made of copper, are furnished separate for assembling in frames constructed to harmonize with architectural designs.

The call switch is self-contained and operated by sliding pointers to digits of the number called and by closing a switch. Requires no perforated key cards or other contrivances. It is encased in weatherproof iron box provided with door, lock and key.



No. 783



Kliegl Automobile and Carriage Call Assembled in Special Frame

No. 783—Single face, with call switch; call 72 x 29 1/2 x 6 in.; call range, 0 to 999. Price.....\$450.00 Code word.....*Regente*

No. 785—Double face, with call switch; call 72 x 29 1/2 x 11 in.; call range, 0 to 999. Price.....\$600.00 Code word.....*Reglage*

No. 787—Three separate single-face units made of copper for assembling in specially designed frames, for single-faced calls; with call switch; call range, 0 to 999. Price.....\$450.00 Code word.....*Regor*

No. 789—Six separate single-face units made of copper for assembling in specially designed frames, for double-face calls; with call switch; call range, 0 to 999. Price.....\$735.00 Code word.....*Regsam*

Dimensions listed are for calls completely assembled in frame ready for erection. Call switch cabinets for call range of 0-999—box for surface mounting, 22 in. high, 16 in. wide, 8 in. deep; for flush mounting, same box with surface plate 28 in. high by 22 in. wide. Call switch cabinets for call range 0-199—box for surface mounting, 22 in. high, 10 in. wide, 8 in. deep; box for flush mounting, 22 in. high, 10 in. wide, 8 in. deep with surface plate 28 in. high by 16 in. wide.

Separate units with numeral "1" are 26 x 5 1/2 x 5 in. deep; units with numeral range 0 to 9 are 26 x 19 x 5 in. deep. When designing frame, allow at least 2-in. spacing between units; for double-face calls, allow a space of at least 5 in. inside between the two calls.

Call 0 to 999 requires a 34-conductor cable installed in 1 1/4-in. conduit. Lamps and cable not included in price. 10-watt S.14 lamps are used. No. 783 call takes 141 lamps.


Standard Panelboards with Dimmer Equipment

Dead front type—all live parts mounted on separate panels back of the board. Switches operated by specially constructed insulated handles extending through panel to front of board. All electrical parts comply with the requirements of the National Board of Fire Underwriters and City inspection. Workmanship guaranteed.

No. 1209, a small dead front panelboard with dimmers, provides flexibility in light control at a reasonable cost. Designed for lodge rooms, schools, etc. Toggle switches and slider type dimmers control the circuits. Usually white lights in footlight, and first and second border-lights are controlled by the first vertical row of dimmers, blue lights by the second row and red lights by the third row. A master lever permits operation of 3 dimmers at once. A standard model for 12 circuits, with control of 3 colors with 9 dimmers, 500-1000 watts each.

Price.....\$395.00

Code word.....*Nadering*




No. 1209 Dead Front Panel Board with Dimmers

Music Stands

Kliegl music stands properly illuminate music scores—without eyestrain or glaring light leaks. Plain and fancy designs, with music rests of metal or wood.

Kliegl designs cover all practical requirements; for special applications they are made to order.



No. 741



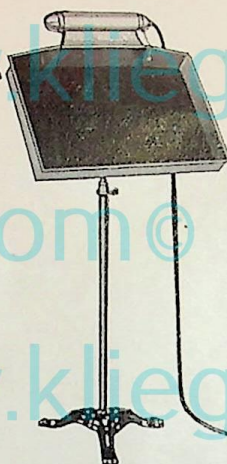
No. 750



No. 763



No. 765



No. 766

No. 741—With open wood-frame music rest, 20 x 14 1/4 in., at set angles. Light fixture fitted with one key lamp socket enclosed in cylindrical metal casing with slot opening that directs the light to music rest; end of fixture removable for lamp replacement; light fixture can be rotated for proper light adjustment; cast iron tripod base; iron adjustable pedestal; metal parts finished in black enamel; furnished with 8 ft. of cable.

Price.....\$8.00
Code word.....*Reacti*

No. 750—With side guards; made of mahogany, 24 1/2 x 16 1/2 in. Light fixture enclosed in cylindrical metal casing with bell-shaped ends, removable for lamp renewal, with a section of ripple glass that diffuses the light evenly and softly over the music scores; equipped with pull chain twin-lamp socket with silk tassel. Round cast iron base; fancy wood pedestal adjustable for height and incline of music rack; base and pedestal finished in gold; wiring for light fixture passes through center of pedestal and out under base; furnished with 12 ft. of cable.

Price.....\$25.00
Code word.....*Rebaizo*

No. 763—All-metal, finished in black enamel, with light fixture fitted with key socket for 2 lamps; music rest 18 x 16 1/2 in.; cast iron tripod base; iron pedestal adjustable for height and incline of music rest; wiring passes through center of pedestal and out under base; furnished with 8 ft. of cable.

Price.....\$13.00
Code word.....*Recoar*

No. 765—All-metal with light guard on all sides of music rest. Light fixture enclosed in a metal housing open at the bottom—attractive, simple and dignified lines; equipped with pull chain twin-lamp socket. Music rest 24 x 15 in. at set angle; cast iron tripod base; iron adjustable pedestal; finished in gold except inside surfaces of music rest, which are dull black; furnished with 8 ft. of cable.

Price.....\$16.00
Code word.....*Reconir*

No. 766—All-metal with light guard on all sides of music rest. Light fixture enclosed in cylindrical metal housing with bell-shaped ends, removable for lamp renewal; provided with specially formed open trough which directs light to music rest; equipped with pull chain lamp socket. Music rest 24 x 15 in., at set angle; cast iron tripod base; iron adjustable pedestal; finished in gold except inside surfaces of music rest, which are dull black; furnished with 8 ft. of cable.

Price.....\$14.00
Code word.....*Recran*

No. 752 Piano and Organ Light

A complete stand-lamp with pull chain twin-lamp socket; furnished complete with reflector, stand and 10 ft. of lamp cord.

Can be adjusted to any desired position.

Dull brass finish.

Weight, 15 lb.

Price.....\$14.00
Code word.....*Rebelim*



No. 752

Cleaner Stands and Work Lights

These portable lights are used wherever a temporary lighting unit is required. They consist of an iron base with pedestal stand equipped with 1 or 4-lamp receptacles.

No. 655—Cast iron tripod base; 1/2-in. iron pipe pedestal 36-in. high, on which is mounted a single lamp socket; cable extends through pipe and out at bottom of base; finished in black enamel.

Price (without cable).....\$5.50
Code word.....*Rambel*



No. 655 No. 658

No. 658—Cast iron tripod base; 1/2-in. iron telescopic pedestal for raising or lowering light (lowest point is 36 in. from floor to center of cluster); 4-lamp receptacles with 14-in. reflector and fixed wire lamp guard; cable passes through pedestal stand and out at bottom of base; finished in black enamel.

Price (without cable).....\$10.00
Code word.....*Ramiro*

Floodlights for Show Windows and Displays

Kliegl floodlights provide means for the effective flood-lighting of show windows, display rooms, exhibits, etc. They are provided with slide grooves for color frames with gelatine or glass color mediums or colored glass roundels.

Suspension and bracket types for 200 and 500-watt Mazda lamps.

No. 542—Open-box square-face suspension type with pipe clamp for gripping any size pipe from 1/2 to 1 1/4 in.; provided with mogul-screw-base receptacle.

Accommodates a 500-watt P.S.-52 Mazda lamp. Hood made of sheet metal; interior reflecting surfaces painted permanent white, exterior finished in black enamel.

Grooves for color frames; completely wired with asbestos covered leads.

Furnished with metal frame for gelatine color medium.

Price, No. 542, for 500-watt P.S. lamps.....\$9.25
Code word.....*Ogear*

Price, No. 543, for 1000-watt P.S. lamps.....\$12.25
Code word.....*Oktai*



No. 542

No. 533—For mounting on a wall, beam, pillar or over windows; supporting bracket provided with swivel thumb-screw adjustment for swinging light in any direction. For 250-watt G-30 Mazda lamp; fitted with medium-screw-base receptacle. Reflector (11 in. diameter) made of spun aluminum with reflecting surfaces painted white; provided with slide grooves for metal frames for gelatine color mediums. Furnished complete with asbestos covered leads and color frame.

Price.....\$13.00
Code word.....*Oebotas*



No. 533



No. 602 Borderlight for Show Window Lighting

This borderlight is well adapted to the efficient lighting of show windows, providing the color lighting features and control used in stage lighting. Made for any size lamp desired. Also made in single units. For detailed description, see third page preceding.

Spotlights

Kliegl spotlights are made in every conceivable form, in all sizes, in arc and Mazda types. Substantially constructed, portable, and properly designed for flexibility, ease of adjustment, thorough ventilation, and correct lighting at maximum efficiency. They comply with all Underwriters' requirements.

No. 56—Square suspension type, supported by iron bracket fitted with pipe clamp for attaching to 1/2 to 1 1/4-in. pipe—can be turned in any direction. Accommodates a 250-watt G-30 Mazda lamp. Russian iron body, thoroughly ventilated, fitted with 4 1/2-in. condensing lens; medium-screw-base receptacle adjustable for focusing; removable color frames for gelatine color mediums; asbestos covered leads. Can be furnished with 3 3/4-in. mirrored-glass reflector back of lamp receptacle, which increases light about 50%.

Price.....\$12.00
Code word.....*Chateau*



No. 56

No. 54—Square type mounted on round base. Otherwise same as No. 56.
Price.....\$12.00
Code word.....*Cervona*

No. 53—Square portable type with support designed for changing angle of inclination. Same as No. 56 except furnished without pipe clamp.
Price, without lamp or reflector.....\$10.00
Code word.....*Cervelle*

No. 66-A—For 250-watt concentrated filament Mazda lamp; fitted with medium-screw-base receptacle fixed in position; lens holder adjustable for focusing, equipped with 3 1/2-in. condensing lens; Russian iron hood with aluminum frame front and rear, provided with bracket support and thumb-screw adjustment; can be mounted on wall, ceiling, pillar or floor.

Can also be used as a floodlight by removing lens. Furnished complete with asbestos leads and color frame for gelatine mediums. Can also be furnished with 3 3/4-in. mirrored-glass reflector mounted back of lamp to increase light volume about 50%.

Price.....\$16.00
Code word.....*Chiroter*




No. 66-A

No. 60 (With Dimmer) and No. 61 (Without Dimmer)—Pedestal type for 250 or 400-watt concentrated filament Mazda lamp; fitted with medium-screw-base receptacle. Small, compact; light in weight. Cylindrical hood of Russian iron with aluminum frame front and rear, thoroughly ventilated, and equipped with 5-in. condensing lens. Slide grooves for color frames provided. Door at rear gives access to lamp; receptacle mounted on adjustable slide for focusing; set with adjusting support on telescopic wrought iron stand. No. 60 furnished complete with dimmer mounted on pedestal, also with asbestos covered leads, connector (which also serves as a switch), and 25-ft. stage cable. No. 61 furnished without dimmer.


Prices

No. 60, with dimmer.....\$43.00
Code word.....*Chaouch*
No. 61, without dimmer.....\$28.00
Code word.....*Chapetos*



No. 60

No. 61



No. 70

No. 70—Suspension type; fitted with mogul-screw-type-base receptacle for 1000-watt concentrated filament Mazda lamp.

Russian iron hood with aluminum frame front and rear, mounted in trunion and swivel bearings (swings in any direction).

Equipped with 5-in. condensing lens and slide grooves for color frames; receptacle on sliding base, with extension wing nut for focusing and 5-in. mirrored-glass reflector back of lamp. Furnished complete with pipe clamp and asbestos covered lead.

Price.....\$33.00
Code word.....*Chiud*

No. 70-B—Same as No. 70 except that it is supported by a standard round base as illustrated.


Price.....\$33.00
Code word.....*Chiurlato*



No. 70-B

No. 70-C—Same as No. 70 except that it is mounted on a telescopic pedestal stand, adjustable for height.

Price.....\$39.50
Code word.....*Chiusura*



No. 70 C

No. 72—Spotlight with 6" lens, and color frames automatically controlled from a remote point. Four or more color frames may be used and by means of electric-magnetic control, one or more color frames may be thrown in or out of position in front of the lens, permitting spotlight to be changed instantly to any color or any combination of colors, or all color frames removed for white lighting.

Price.....\$130.00
Code word.....*Chloies*



No. 72 Spotlight

Fig. 14—Consists of No. 70 Spotlight equipped with motor-driven color wheel (no winding necessary) for remote control. Used wherever continuous or intermittent change of color is desired.

Price, spotlight and color wheel.....\$93.00
Code word.....*Xarda*



Fig. 14

No. 6—A standard range arc type spotlight for average working distances of 50 ft. Gives a 4-ft. spot or a wide spread. Fitted with 25-amp. 125-volt arc lamp; 6-in. condensing lens; Russian iron hood (lighttight and thoroughly ventilated) with aluminum frame front and rear, self-closing spring door for access to lamp; arc lamp mounted on slide rails with arm extending through rear of hood for quick focusing; carbon holders are rigid and fed by wooden knob under hood; lower carbon holder adjustable horizontally—arc crater can be properly positioned in respect to lens system. Condensing lens held by split iron ring and mounted to allow unrestricted expansion. Slide grooves receive standard size color frames, color wheels and effect attachments. Hood mounted with adjustable support on telescopic iron stand; can be set at any angle, raised, lowered and turned easily in any direction. Furnished complete with enclosed fixed resistance mounted on base of stand, enclosed switch, asbestos covered leads and 25-ft. stage cable.

Price.....\$59.00
Code word.....*Bebrins*

No. 7—Same as No. 6, with 5-color wheel attached.
Price.....\$64.50
Code word.....*Bectria*



No. 6

No. 12—A new spotlight wherein all operations are centralized—arc, 5-color frames, iris and curtain shutters, and direction of light beam are controlled from back of spotlight. Gives 3-ft. spot at 150 ft., also a wide spread of uniform light. Fitted with 70-ampere 125-volt arc lamp of hand-feed type, mounted on slide rails with arms for focusing and arc control extending through rear of hood. Russian iron hood, thoroughly ventilated and light-tight, with double walls and aluminum frames front and rear, with large self-closing spring door on side permitting access for carbon renewals or adjustments. Swing door in bottom permits removal of dirt. Fitted with 6-in. condensing lens mounted in removable frame, and held by a split ring which allows unrestricted expansion and ventilation. Slide grooves provided for special color frames. Hood well balanced and mounted with adjustable support on telescopic stand—may be set at any angle, raised, lowered and turned in any direction. Heavy substantial base eliminates vibration. Furnished with fixed resistance mounted on pedestal stand, complete with color frames, enclosed switch and 25-ft. cable.



No. 12

Price.....\$250.00
Code word.....Berites

Sidewalk Projector No. 253

Used to project announcements, lettering and other messages upon the sidewalk, from a show window or other location within the building line. Consists of a small stereopticon, furnished complete with lens, medium-screw-base lamp socket and 8 ft. of lamp cord with attachment plug. Accommodates a 100-watt G-25 Mazda lamp. Uses slides 2½ in. in diameter, with stenciled lettering or stenciled design.



No. 253

Price.....\$14.00
Code word.....Fincapc

Outdoor Floodlights

Kliegl floodlights are widely used for close-range or long-range outdoor illumination. Substantially constructed, weatherproof, thoroughly ventilated and correctly designed to give proper distribution of light for the service intended.



No. 1600



No. 1610



No. 1611

No. 1600—For close-range lighting of building fronts, display signs, etc., providing a brilliant flood of evenly diffused light over a wide area. Polished bell-shaped aluminum housing mounted with an adjustable support on a short tripod stand—hood can be set at any angle. Special heat-resisting parabolic mirror reflector fitted with mogul-screw-base receptacle for 250-watt G-30 or P.S. Mazda lamp. Heat-resisting glass front.

Price.....\$30.00
Code word.....Jupon

No. 1601—Same as No. 1600 except that it accommodates a 500-watt Mazda lamp.
Price.....\$30.00
Code word.....Juraban

No. 1610—Gives a concentrated beam of light at long range. Special heat-resisting mirror reflector 13¼ in. diameter fitted with mogul-screw-base receptacle for a 1000-watt P.S. Mazda lamp. Mounted with adjustable support on a short tripod stand permitting any desired setting. Heat-resisting glass front.

Price.....\$50.00
Code word.....Juridic

No. 1612—Same as No. 1610 except that it gives a wide spread of evenly diffused light.

Price.....\$50.00
Code word.....Jurte

No. 1611—Same as No. 1610 except that it is mounted with an adjustable support on a 3-ft. telescopic pedestal stand.

Price.....\$55.00
Code word.....Jurisoni

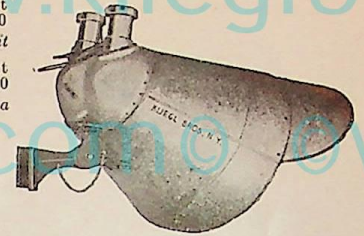
No. 1613—Same as No. 1611 except that it gives a wide spread of evenly diffused light.

Price.....\$55.00
Code word.....Jussau


No. 562—A gigantic reflector for horizontal (bracket) mounting. Accommodates two 1000-watt P.S. 52 Mazda lamps. Used to floodlight great open spaces. Projects an extremely wide spread of light without blinding glare. Base made of cast aluminum, with weatherproof coverings which house the mogul-screw-base receptacles and allow free circulation of air. Base has adjustable bracket—can be mounted on a pole, etc. (usually about 40 ft. above ground). Reflector hood made of galvanized sheet iron; spreads out to a 38¼ x 29-in. opening. Substantial construction throughout; comparatively light in weight; easily handled.

Price, No. 562, for two 1000-watt P.S. Mazda lamps.....\$80.00
Code word.....Oncavit

Price, No. 563, single 1000-watt unit.....\$50.00
Code word.....Ondatra



No. 562



No. 565

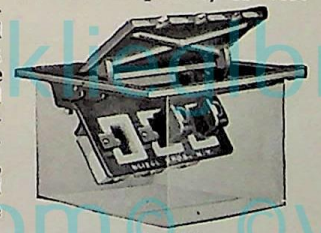
No. 565—A gigantic reflector for suspension mounting; designed to reflect all the light downward. Size, 22 in. high with opening 24 in. diameter for one 500-watt or 1000-watt P.S. Mazda lamp. Cast aluminum base with weatherproof covering; thoroughly ventilated. Reflector hood made of galvanized sheet iron.

Price, No. 565.....\$35.00
Code word.....Ondifero

Stage-floor Pockets and Plugs

Pockets—Used for connecting stage lamps and other devices to supply circuits. They set flush in the floor and have hinged self-closing covers notched for cable—covers always closed whether cable is or is not in use. Furnished with detachable sheet iron box having conduit knockdowns in 3 sides. Surface plates and covers made of cast iron; cast iron frame on under side supports porcelain receptacles at convenient angle; position of receptacles and opening at base prevent dirt from lodging therein; opening in bottom of box allows sweepings to fall through. Approved by Underwriters. See table below.

Plugs—Furnished with stage pockets. A tongue attached to receptacle frame indicates whether receptacle is intended for arc or incandescent lamps; tongue fits a corresponding groove in the plug, preventing insertion of an arc plug in an incandescent receptacle, or vice versa, and allows incandescent circuits to be fused lighter than arc circuit; plates on cover also indicate rated capacity of individual pockets. Any desired combination of arc and incandescent pockets, from 1 to 4, can be furnished. Approved by Underwriters. See table below.



No. 353

KLIEGL STAGE-FLOOR POCKETS AND PLUGS

No.	No. of pockets	Rating of receptacles			*Price	Code word
		Amps.	Volts	No. of wires		
351	1	1-50	250	2	\$10.00	Hulagu
352	2	1-50; 1-25	250	2	16.00	Hulotte
353	3	3-25	250	2	24.00	Hulscan
354	4	4-25	250	2	30.00	Hululer
1350	1	100	250	2	20.00	Hedge

* Plugs included in price of pockets.

Waterproof Floor Pockets and Plugs

Set flush with surface of floor. Special cover prevents water and dirt from entering receptacle. Cast iron floor box drilled for 1-in. conduit. Two brass covers furnished—one bell-shaped, fits over cable connected to plug, screws into surface plate when plug is in place; the other is a screw disc cover used to close the box watertight when outlet is not in use. A Kliegl plug receptacle is mounted in floor box. A Kliegl plug is furnished. *Approved by Underwriters.*




No. 300

KLIEGL WATERPROOF FLOOR POCKETS AND PLUGS

No.	Description	Price	Code word
299	3-wire, 30-ampere, 125-250 volts.....	\$31.00	<i>Hadbte</i>
300	2-wire, 50-ampere, 250 volts.....	18.00	<i>Hadoram</i>
304	2-wire, 100-ampere, 250 volts.....	30.00	<i>Hacos</i>

Wall Pockets and Plugs

Surface Wall Type Battery Charging Pocket and Plug—Consists of a plug receptacle enclosed in cast iron case, with opening for plug protected by a self-closing drop door. Used extensively for connecting storage batteries to charging circuits, also in theaters on fly floors, bridges, balconies and stage walls. Furnished complete with non-reversible plug. Capacity, 50 amperes, 250 volts.



No. 305


Approved by Underwriters.

KLIEGL BATTERY CHARGING POCKETS AND PLUGS

No.	Description	Price	Code word
305	1-in. conduit entrance at bottom.....	\$10.00	<i>Hunch</i>
306	1-in. conduit entrance at top.....	10.00	<i>Hual</i>

Surface Wall Type Pockets and Plugs—For mounting on surface of walls in horizontal, vertical or angular position. Consist of Kliegl porcelain plug receptacles, with copper current-carrying parts and terminal lugs, fitted in weatherproof iron box suitable for making conduit connections, and provided with detachable cover. Single pocket made with cast iron box and cover; all other sizes have sheet iron boxes. Kliegl plugs furnished with pockets; all 2-wire plugs reversible in receptacle except when ordered non-reversible; all 3-wire and 4-wire plugs are non-reversing.

Approved by Underwriters.



No. 307

No. 319


KLIEGL SURFACE WALL TYPE POCKETS AND PLUGS

No.	No. of pockets	Receptacle rating			Dimensions, in.			Price	Code word
		Wire	Amps.	Volts	Height	Width	Depth		
307	1	2	50	250	6	4 3/4	2 1/4	\$8.00	<i>Howl</i>
317	2	2	50	250	7	11	4 1/2	14.00	<i>Hazubah</i>
318	3	2	50	250	7	11	4 1/2	21.00	<i>Heapest</i>
319	4	2	50	250	7	11	4 1/2	28.00	<i>Heartlet</i>
1307	1	2	100	250	6 1/2	5 1/4	3 3/4	16.00	<i>Huracan</i>
4307	1	2	200	125	7	11	4 1/2	25.00	<i>Hydrome</i>
2307	1	3	30	125/250	7 1/2	5 1/4	3 3/4	17.00	<i>Homonyr</i>
3307	1	3	100	125/250	7	11	4 1/2	30.00	<i>Holoster</i>
338	1	2	100	500	7	11	4 1/2	19.50	<i>Huayua</i>

Other sizes on 2, 3 or 4-wire pockets on application.

Flush Wall Type Pockets and Plugs—Set flush with surface of wall. Consist of Kliegl porcelain plug receptacles, with copper current-carrying parts and terminal lugs, fitted in cast iron box, suitable for making conduit connections. Two styles—with brass detachable face plate (single pocket only); with cast iron detachable face (1 to 4 pockets); both types have hinged self-closing door. Pockets furnished with Kliegl plugs. All 2-wire plugs are reversible in receptacle except when ordered non-reversing; all 3-wire and 4-wire plugs are non-reversing.


Approved by Underwriters.



No. 308



No. 310



No. 311

KLIEGL FLUSH WALL TYPE POCKETS AND PLUGS

No.	No. of pockets	Dimensions, in.			Surface plate		Price	Code word
		Height	Width	Depth	Height	Width		
*308	1	5 3/4	4 1/2	3 3/4	7	5	\$13.00	<i>Huddie</i>
*310	1	5 3/4	4 1/2	3 3/4	7 1/2	6	10.00	<i>Haven</i>
*311	2	6	7 1/2	4	7 1/2	9	16.00	<i>Hawk</i>
*312	3	6	8 1/2	4	7 1/2	10 1/2	24.00	<i>Hawser</i>
*313	4	6	10 1/2	4	7 1/2	12 1/2	30.00	<i>Haze</i>

*With brass face plate, and with lock and key.

§With iron face plate; without lock and key.

Receptacle rating: 2-wire, 50 amps., 250 volts.

Other sizes, 2 or 3-wire, also 100 and 200 ampere pockets, on application.

Panel Pockets and Plugs

Consist of a metal cabinet or box fitted with Kliegl plug receptacles completely wired to a panel having busbars and fuses, or to a branch cutout.

Approved by Underwriters.


No. 370—For use in machine shops and other places where portable motor equipment is used. Fitted with two 30-ampere plug receptacles and a double-branch 3-wire to 2-wire fused cutout; for plug fuses; completely wired; enclosed in weatherproof sheet iron case with detachable cover. Furnished complete with No. 301 Kliegl reversible plugs. See table on following page.

No. 372—Same as No. 370 but fitted with 50-ampere plug receptacles and cartridge fuses. See table on following page.

No. 374—Used primarily for theater balconies and border bridges, motion picture booths, photographic studios, etc. for connecting spotlights and other lighting apparatus. Fitted with four 50-ampere plug receptacles and slate



No. 370



No. 374

panel with main busbars, 2-wire or 3-wire, arranged for and furnished with cartridge fuses, or with link fuses if desired. Completely wired; enclosed in iron cabinet with hinged door having snap lock. Furnished complete with No. 301 Kliegl reversible plugs. See table on following page.

No. 376—Same as No. 374 except that it is fitted with six 50-ampere plug receptacles. See table on following page.

KLIEGL PANEL POCKETS AND PLUGS

No.	No. of pockets	Receptacle rating		Dimensions, in.			*List price	Code word
		Wire	Amps.	Length	Width	Depth		
370	2	2	30	250	11	7	4 1/2	Labacol
372	2	2	50	250	15	8	3 1/2	Label
374	4	2	50	250	20	13 1/4	3 3/4	Labrus
376	6	2	50	250	28	13 1/4	3 3/4	Lack

*Prices include plugs.
Panel pockets for 8 or more receptacles on application.


Portable Plugging Boxes

For quickly and conveniently connecting several lighting units to a single outlet. Sturdily constructed to withstand severe usage.

Consist of plug receptacles in groups of 2, 4, 6, 8, 10 or 12, mounted in an asbestos-lined wooden case, reinforced with aluminum end frames; each receptacle fused independently; positive and negative busbars and fuse connections on separate slate panels mounted on opposite sides of box to eliminate short circuits; self-closing doors with spring hinges provide access for making connections; feeder cable enters box through a special clamp on top which securely grips outer insulation of cable and prevents possible strains on connections when box is handled or pulled over the floor.

Made for 2-wire and 3-wire feeder mains, 2-wire outlets, in 2 types—one interchangeable for use with cartridge or link fuses, the other for link fuses only.

Plugs furnished with these boxes are Kliegl No. 301 50-ampere, 2-wire; body made of solid fiber, practically indestructible and a perfect insulator; cable extends well into handle; cable clamp with teeth grips outer insulation of cable (relieving connections and binding screws of all strain and preventing unraveling of insulation); contact strips are heavy copper, one fixed in position, the other floating and backed with a special spring so as to expand in the receptacle, insuring perfect contact; lower end of floating contact rests in a groove in the plug to eliminate the possibility of bending contact out of shape, but with sufficient leverage for pliability.



No. 301

Approved by Underwriters.

KLIEGL PORTABLE PLUGGING BOXES


No.	No. of pockets	Rating—Outlet		Price	Code word
		Amperes	Volts		
2-wire Main—2-wire Outlets—Interchangeable for Cartridge or Link Fuses					
390	2	10 to 30	250	\$14.00	Latch
391	4	10 to 30	250	27.00	Laund
392	6	10 to 30	250	40.00	Lawn
393	8	10 to 30	250	54.00	Lean
394	10	10 to 30	250	67.50	Leyne
3-wire, 125-250 Volt Main—2-wire Outlets—For Link Fuses Only					
381	4	10 to 60	125	29.00	Lagunda
382	6	10 to 60	125	43.50	Lakende
383	8	10 to 60	125	58.00	Lamech

§Prices include plugs.

Indestructible Connectors

Used with stage lighting apparatus, portable lighting units, etc., for quickly and securely making electrical connections.

Rigidly constructed to withstand severe usage. Made of solid fiber, in two principal parts—one-half (male section) provided with heavy brass split pins which fit tightly and with perfect contact into brass sleeves in the other half (female section). Spacing between pins and other structural details are in accordance with Underwriters' requirements. All live parts embedded in the fiber. Removable fiber plate gives access to terminals for making connections. Cable extends well into body of connector, and teeth on cover plate firmly grip outer insulation of cable, thus relieving binding screws and



No. 950 No. 950-AC No. 956-AA No. 957-N

connections of all strain and preventing insulation from unraveling.

Sizes range from 5 to 200 amperes, in 2, 3 and 4-pole types; also multiply circuit and branch-off connectors. Above 30-ampere capacity connectors are provided with lugs for wire ends; above 60-ampere capacity they have an aluminum collar where sections join, protecting the pins and providing additional strength.

Connectors are furnished reversing and non-reversing. Approved by Underwriters.

Two-pole Connectors—For 2-wire circuits. Have 2 brass pins and corresponding sleeves.

Three styles:

(1) For duplex cable wherein both male and female sections have a single opening in cable ends of connector for entrance of cable.

(2) For connecting asbestos-covered leads or other single-conductor wires to duplex cable wherein male section has 2 openings for wires, and female section a single opening for duplex cable.

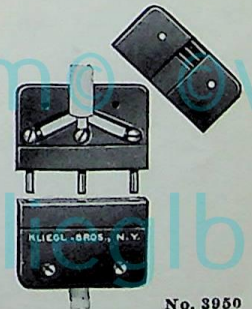
(3) For connecting asbestos-covered leads or other single-conductor wires to both sections of connector—2 openings provided for wires in each section.

KLIEGL TWO-POLE INDESTRUCTIBLE CONNECTORS

No.	Reversing or non-reversing	For cable gauge No.	Amp.	Volts	Price	Code word
For Connecting Duplex Cable						
950	Reversing	14	5	250	\$1.10	Pack
950-N	Non-reversing	14	5	250	1.35	Pacovio
951	Reversing	16	5	250	1.10	Paddle
955	Reversing	12	15	250	1.50	Pall
955-N	Non-reversing	12	15	250	1.75	Palleal
956	Reversing	10	30	250	2.40	Pallid
956-N	Non-reversing	10	30	250	2.65	Palliola
957-N	Non-reversing	6	60	250	6.00	Pallor
958-N	Non-reversing	2	100	250	10.50	Palmy
959-N	Non-reversing	000	200	250	19.80	Pander
For Connecting Two Asbestos-covered Single Conductors to Duplex Cable						
950-AC	Reversing	14	5	250	1.10	Parucro
955-AC	Reversing	12	15	250	1.50	Parvoice
956-AC	Reversing	10	30	250	2.40	Pasados
957-AC	Non-reversing	6	60	250	6.00	Paseada
958-AC	Non-reversing	2	100	250	10.50	Pasmunt
For Connecting One Pair of Asbestos-covered Single Conductors to Another Pair						
950AA	Reversing	14	5	250	1.10	Partinit
955AA	Reversing	12	15	250	1.50	Parvenir
956AA	Reversing	10	30	250	2.40	Paryori
957AA	Non-reversing	6	60	250	6.00	Pascito
958AA	Non-reversing	2	100	250	10.50	Pasiras

Three-pole and Four-pole Connectors—Kliegl 3 and 4-pole "indestructible" connectors are similar in design and construction to the 2-pole connectors, except they are provided with either 3 or 4 split-pins and a corresponding number of sleeves, and made with the opening in cable ends for 3 or 4-conductor cable.

Reversible or non-reversible as shown in the table on following page.



No. 3950

KLIEGL 3-POLE AND 4-POLE INDESTRUCTIBLE CONNECTORS

No.	Reversing or non-reversing	For cable gauge No.	Amp.	Volts	Price	Code word
3-Pole Connectors						
3950	Reversing	14	5	125-250	\$2.40	<i>Pang</i>
3955	Reversing	14	15	125-250	3.60	<i>Parade</i>
3956	Non-reversing	10	30	125-250	5.00	<i>Parch</i>
3957	Non-reversing	6	60	125-250	7.00	<i>Parole</i>
3958	Non-reversing	2	100	125-250	19.80	<i>Paroma</i>
4-Pole Connectors with Aluminum Cable Clamps						
4950	Non-reversing	14	5	250	5.00	<i>Paropter</i>
4955	Non-reversing	12	15	250	6.00	<i>Paroreta</i>
4956	Non-reversing	10	30	250	7.50	<i>Parouel</i>
4957	Non-reversing	6	60	250	15.50	<i>Parrudo</i>

Multiple Circuit and Branch-off Connectors—Designed to provide several separate circuits from one feeder cable.

Multiple Circuit Connectors—Attached to the end of the cable; body fitted with 3 pairs of brass sleeves, interconnected, which receive 3 separate 2-pole male end pin connectors, thus providing for 3 separate 2-wire circuits. Two sizes for 5 and 15 amperes per circuit. Body also receives male ends (reversible type) of other Kliegl connectors of same rated capacity; cable clamps on cover plates relieve connections and terminals of all strain. See table below.

Branch-off Connectors—Attached to the feeder cable at one or more places along its length, permitting several circuits to be obtained from one cable without making splices. Cable passes through full length of connector. Connections made with binding screws without cutting the wire. Body fitted with brass sleeves to receive 2-pole male end 5-ampere reversible pin connectors.

Made in single and double branch. See table below.

KLIEGL MULTIPLE CIRCUIT AND BRANCH-OFF INDESTRUCTIBLE CONNECTORS*

No.	For cable gauge No.		Amp.	Volts	Price	Code word
	Main	Outlets				
Multiple Circuit Connectors						
2950	12	14	5	250	\$3.60	<i>Patkul</i>
2951	12	16	5	250	3.60	<i>Patois</i>
2955	8	14	15	250	5.00	<i>Patoja</i>
Branch-off Connectors						
990	5	250	2.75	<i>Perlaro</i>
995	5	250	3.50	<i>Phacoid</i>

*All connectors are reversible.

Supplies for Stage and Color Lighting

Color Wheels—Automatic and manual; with clockwork or motor drive; any combination of colors; 9 to 24 in. diameter.

Color Frames for Gelatine or Glass Color Mediums—For open-box lights, bunch lights, spotlights, etc. Sizes range from 8x9 in. to 26x15½ in. Special sizes to order. Made of metal or wood.

Lenses—Stereopticon objective lenses for producing a picture in a ratio of 1 to 2 ft. diameter for every foot of distance from the screen; for 4, 6, 8, 10 and 12-in. focus. Stereopticon objective lenses, ¼ and ½ in. diameter, for 4, 6, 8, 10, 12 and 15-in. focus. Long distance objective lenses, 2½ in. diameter, for 18, 20, 24, 30 and 36-in. focus. Above lenses are mounted in adjustable brass tubes that fit slide grooves on the projection apparatus. Poly-scope objective lenses for stereopticons permits projection of same size picture, from a distance of 40 to 80 ft., by simply adjusting a thumb screw. Condensing lenses for spotlights, stereopticons, etc. are plano-convex and properly ground to accurate size and focus; and made in 2 types: standard type, 4½, 5, 6, 8, 10, 12 and 14 in. diameter for 6½ to 21 in. focus; special heat resisting type, 4½, 5, 6 and 8 in. diameter for 6½ to 13-in. focus.

Framing Shutters and Blinders—For spotlights, projectors, etc. Made in various forms for controlling and framing light areas, producing lightning flashes and "fading off" and "fading on" effects.

Gelatine Color Mediums—Strong, uniformly colored sheets of gelatine, 19x21 in., stocked in a wide range of colors and fancy combination of colors.

Lamp Coloring Solutions—"Weatherproof" for permanently coloring incandescent lamps for outdoor use (yellow, amber, red, blue, green and white opal); "Opalescent" for outdoor use where color is desired to last several months (yellow, light and dark amber, red, pink, blue, green and white opal); "Signaloid" for stage lighting and other indoor use (frostine, yellow, amber, red, pink, purple, blue, green and moonlight blue).

Stage Cable—N. E. C. Standard. 2-conductor (¾ to 18 gauge); 3-conductor (¾ to 8 gauge).

Borderlight Cable—N. E. C. Standard. 3, 4, 6, 8, 12, 14, 16, 18, 20, 24, 28, 40 conductors of No. 12 gauge flexible cable carried in stock; other sizes to order.

Arc Lamp Carbons—Large stocks of solid and cored carbons in sizes 3/8x4 to 1x12 in. Also are lamp carbons (¾x12 in.) for producing light rich in ultra-violet rays.

Color Globes and Caps—For detachable color globe type borderlights, footlights and proscenium lights; permanent colors—amber, red, blue and green. Globes for 150-watt PS-25 Mazda lamps; caps for 75 to 300-watt Mazda lamps.

Solderless Copper Terminals—For Nos. 2, 4, 6, 8, 10 and 12 gauge stage cable or asbestos-covered wires.

Copper Terminal Lugs for Soldering—Sizes of wire holes range from 5/16 to 13/16 in., for 50 to 400 amperes.

Pipe Clamps—For mounting spotlights and open-box lights on pipes and battens. Adjustable to fit any size pipe from ½ to 1 ¼ in.


Borderlight Cable Supports—Relieve the borderlight of all cable strains and prevent injury to cable. They take any size borderlight cable from 5/8 to 1 ¼ in. diameter; clamp grips a 1 ¼-in. pipe support.

Resistances and Rheostats—For spotlights and projectors. Sizes of fixed resistances: 125 volts, 10 to 200 amperes; 250 volts, 10 to 100 amperes. Adjustable rheostats: 50 to 125 volts, 25 amperes; 50 to 250 volts, 25 amperes.

Scenic Effects

Kliegl scenic effects are reproductions of natural phenomena and countless other forms of stage illusions.

A partial list of the many standard Kliegl effects that are carried in stock are described below. Special effects and illusionary devices, also effects for degree work, are made to order.



SCENIC EFFECTS PRODUCED WITH KLIEGL SCIOPTICONS**

No.	Description	Price	Code word
104	Flame effect*	\$80.00	<i>Deterpe</i>
105	Flowing water*	80.00	<i>Detezes</i>
122	Lightning, zigzag (3 brass cut-slides with lightning shutter)	30.00	<i>Deturpe</i>
129	Moonlight water ripple (mica traveling slides and framing shutter)	60.00	<i>Deuten</i>
133	Moving clouds with rising or setting sun (18-in. disc and slide)	100.00	<i>Devast</i>
135	Moving fleecy clouds (*)	95.00	<i>Devclin</i>
138	Moving storm clouds (*)	85.00	<i>Devcesi</i>
151	Ocean waves (*)	85.00	<i>Devium</i>
154	Panorama, moving, country scene (*)	90.00	<i>Devour</i>
155D	Panorama, moving, railroad (\$)	120.00	<i>Devolarly</i>
158	Rain effect (18-in. single disc and slide)	85.00	<i>Devanny</i>
161	Rainbow effect (glass prisms)	130.00	<i>Devlap</i>
164	Rising fire and smoke (\$)	120.00	<i>Dextimi</i>
170	Running water (*)	85.00	<i>Diabao</i>
176	Sand storm effect (\$)	115.00	<i>Diabes</i>
181	Snow effect (*)	75.00	<i>Diacoep</i>
195	Waterfall (*)	85.00	<i>Diakria</i>
196	Water ripple (mica slides and framing shutter)	60.00	<i>Diakima</i>
131A	Aeroplanes, flying, with moving clouds (\$)	150.00	<i>Devancous</i>
94	Dissolving colors (with attachment and slide carrier, 3 design-slides and color wheel with clockwork for objective)	35.00	<i>Desuturi</i>
98	Falling flowers (*)	120.00	<i>Desuege</i>
103A	Fire rockets (*)	70.00	<i>Denensoi</i>
106	Flying angels (*)	120.00	<i>Detmar</i>
108	Flying butterflies (18-in. glass disc with clockwork)	120.00	<i>Detorts</i>
112	Flying ghosts and skeletons (*)	150.00	<i>Detrudis</i>
117	Inferno, spectacular (\$)	120.00	<i>Detumut</i>
168	River of souls (*)	120.00	<i>Dhous</i>
188	Twinkling moon, comical (hand movement)	20.00	<i>Diadota</i>

*18-in. single disc with clockwork. \$18-in. double disc with clockwork.
**Effect can be furnished with motor drive, instead of clock work, if desired—prices on application.

SCENIC EFFECTS PRODUCED WITH SPOTLIGHTS

257	Iris shutter for fading-out effect (6-in. opening)	\$15.00	<i>Finerra</i>
1181	Radium dance effect, produced with ultra-violet lens, filter glass and water shield	30.50	<i>Atizara</i>
1180	Radium liquid, visible only in ultra-violet light, per quart.	15.00	<i>Atiplo</i>


SCENIC EFFECTS PRODUCED WITH OPEN-BOX LIGHTS

50	Twilight effect (6 rolls of 7 colors)	\$40.00	<i>Cento</i>
----	---------------------------------------	---------	--------------

SCENIC EFFECTS PRODUCED ELECTROMECHANICALLY

233	Automatic lighting striker (with rheostat, switch and 25-ft. stage cable)	\$38.00	<i>Emuled</i>
202	Candle stick with lamp and battery	4.50	<i>Emendabas</i>
204	Chemical smoke (a combination of acid and air, producing smoke, complete with air tank)	45.00	<i>Emender</i>
204A	One new charge for chemical smoke	2.75	<i>Emendico</i>
209	Electric smoke boxes (single unit)	7.50	<i>Emetology</i>
209A	Electric smoke powder for No. 209 (1 lb.)	1.25	<i>Emetpate</i>
214	Fireflies (in sets of 24)	42.00	<i>Emitlo</i>
	Fireplaces—coal, gas, wood	*	
231	Hand lightning (enclosed) with rheostat, switch and 25-ft. stage cable	28.00	<i>Empuse</i>
226	Noise of wind effect (\$)	45.00	<i>Emparks</i>
201	Torch, flaming (with lamp and battery)	9.50	<i>Emenda</i>

*Information and prices on application.
\$Other howling and whistling noises can be furnished.



KIEGL BROS

UNIVERSAL ELECTRIC STAGE LIGHTING CO., INC.

ESTABLISHED 1896

321 WEST 50th STREET
NEW YORK, N.Y.

